









































## 10 4x100m Freestyle Men Final

Official

| Rank | Competitor  | Age       | Club   | RT    | PTS   | Result                                       |
|------|---|-----------|--|-------|-------|--|
| 1    |  Club 37 A                     | 26        |  Club 37                      | 0.71  |       | 3:14.70<br>Entry: 3:17.44 <span>-2.74</span> |
|      | Lewis Clareburt   | 26 (0.71) | 11.21  | 23.49 | 36.15 | 48.49 48.49                                  |
|      | Harrison Klouwens   | 19 (0.28) | 10.79  | 23.02 | 35.94 | 48.62 1:37.11                                |
|      | Kale Twist  | 21 (0.22) | 10.55  | 22.92 | 35.70 | 48.58 2:25.69                                |
|      | Ryan Peck   | 19 (0.23) | 10.69  | 22.96 | 35.99 | 49.01 3:14.70                                |
| 2    |  Coast Swimming Club A         | 21        |  Coast Swimming Club          | 0.71  |       | 3:14.94<br>Entry: 3:21.02 <span>-6.08</span> |
|      | Igor Russanov   | 18 (0.71) | 10.88  | 23.02 | 35.78 | 48.76 48.76                                  |
|      | Jasper Cornish  | 19 (0.21) | 10.20  | 22.38 | 35.30 | 48.72 1:37.48                                |
|      | Sam Brown   | 21 (0.20) | 10.55  | 22.88 | 35.65 | 48.65 2:26.13                                |
|      | Brendan Visser  | 19 (0.34) | 10.93  | 23.28 | 36.14 | 48.81 3:14.94                                |
| 3    |  Swimming New South Wales A... | 24        |  Swimming New South Wales Aus | 0.16  |       | 3:17.04<br>Entry: 3:21.10 <span>-4.06</span> |
|      | Thomas Robinson (V)   | 22 (0.16) | 10.92  | 23.18 | 36.01 | 48.37 48.37                                  |
|      | Christopher Montana (V)   | 15        | 11.07  | 23.81 | 37.27 | 50.90 1:39.27                                |
|      | Oscar Kreutzberger (V)  | 18        | 11.31  | 24.28 | 37.26 | 50.40 2:29.67                                |
|      | Alex Quach (V)  | 24        | 10.44  | 22.63 | 35.03 | 47.37 3:17.04                                |
| 4    |  United Swimming Club A        | 30        |  United Swimming Club         | 0.67  |       | 3:21.77<br>Entry: 3:20.82 <span>+0.95</span> |
|      | Cameron Gray  | 22 (0.67) | 10.91  | 23.31 | 36.11 | 48.81 48.81                                  |
|      | MacAllister Clark   | 23 (0.03) | 10.50  | 22.94 | 36.03 | 49.18 1:37.99                                |
|      | Mohamed Masoud  | 30 (0.14) | 11.32  | 24.62 | 38.71 | 52.43 2:30.42                                |
|      | Fraser Walker   | 17 (0.29) | 11.29  | 24.21 | 37.82 | 51.35 3:21.77                                |
| 5    |  North Shore Swimming Club A | 24        |  North Shore Swimming Club  | 0.71  |       | 3:22.81<br>Entry: 3:24.20 <span>-1.39</span> |
|      | Grayson Coulter   | 13 (0.71) | 11.59  | 24.30 | 37.62 | 50.89 50.89                                  |
|      | Louis Clark   | 24 (0.22) | 10.91  | 23.75 | 37.01 | 49.98 1:40.87                                |
|      | Samuel Poching  | 22 (0.30) | 11.39  | 24.56 | 38.58 | 52.00 2:32.87                                |
|      | Nemanja Markovic  | 17 (0.15) | 10.77  | 23.42 | 36.83 | 49.94 3:22.81                                |
| 6    |  South Australia A           | 20        |  South Australia            | 0.68  |       | 3:26.46<br>Entry: 3:24.05 <span>+2.41</span> |
|      | Fred Hassell (V)  | 16 (0.68) | 11.23  | 24.12 | 37.59 | 50.82 50.82                                  |
|      | Noah Pronk (V)  | 19 (0.33) | 11.20  | 23.78 | 37.34 | 50.90 1:41.72                                |
|      | Corben Powell (V)   | 19 (0.29) | 11.86  | 25.52 | 39.55 | 53.22 2:34.94                                |
|      | Harrison Biddell (V)  | 20 (0.29) | 11.37  | 24.52 | 38.09 | 51.52 3:26.46                                |

|           |   |           |   |      |  |
|-----------|---|-----------|---|------|--|
| <b>7</b>  |  <b>Coast Swimming Club B</b>             | 19        |  <b>Coast Swimming Club</b>             | 0.64 | <b>3:27.94</b><br>Entry: 3:30.20 <b>-2.26</b>  |
|           | Liam Curling  | 16 (0.64) | 11.68 24.64 37.85 51.14 51.14   |      |  |
|           | Larn Hamblyn-Ough   | 19 (0.16) | 11.16 24.56 38.64 52.53 1:43.67   |      |  |
|           | Hara Hughes   | 19 (0.41) | 11.48 24.77 38.74 52.59 2:36.26   |      |  |
|           | William Delamare  | 17 (0.17) | 11.15 24.24 37.97 51.68 3:27.94   |      |  |
| <b>8</b>  |  <b>Nga Tai Tuatea a Taraika Swim...</b> | 22        |  <b>Nga Tai Tuatea a Taraika Swimm</b> | 0.62 | <b>3:28.70</b><br>Entry: 3:30.57 <b>-1.87</b>  |
|           | Luojingxi Chen  | 16 (0.62) | 11.87 25.17 39.06 52.85 52.85   |      |  |
|           | Alessandro Esposito   | 21 (0.36) | 11.22 24.09 37.35 50.63 1:43.48   |      |  |
|           | Charlie Dickison  | 15 (0.48) | 11.87 25.18 38.80 52.42 2:35.90   |      |  |
|           | Curtis Mellisop   | 22 (0.24) | 11.63 25.09 39.01 52.80 3:28.70   |      |  |
| <b>9</b>  |  <b>UWA-West Coast Swimming C...</b>     | 21        |  <b>UWA-West Coast Swimming Club</b>   | 0.67 | <b>3:29.31</b><br>Entry: 3:29.08 <b>+0.23</b>  |
|           | Jake Foster (V)   | 17 (0.67) | 11.74 24.83 38.92 52.99 52.99   |      |  |
|           | Lucas Wilson (V)  | 21 (0.16) | 11.04 24.19 37.83 51.45 1:44.44   |      |  |
|           | Mitchell Lourey (V)   | 18 (0.29) | 11.90 25.32 39.68 53.64 2:38.08   |      |  |
|           | Julian Leone (V)  | 21 (0.34) | 11.51 24.37 37.58 51.23 3:29.31   |      |  |
| <b>10</b> |  <b>North Shore Swimming Club B</b>      | 22        |  <b>North Shore Swimming Club</b>      | 0.75 | <b>3:29.54</b><br>Entry: 3:33.63 <b>-4.09</b>  |
|           | Jacob Humphries   | 16 (0.75) | 11.84 24.56 37.96 51.45 51.45   |      |  |
|           | Henry Williams  | 22 (0.26) | 10.88 24.04 38.24 52.05 1:43.50   |      |  |
|           | Elwin Bao   | 17 (0.43) | 11.93 25.24 39.14 52.69 2:36.19   |      |  |
|           | Sean Burke  | 16 (0.33) | 11.81 25.38 39.49 53.35 3:29.54   |      |  |
| <b>11</b> |  <b>Wharenui Swim Club A</b>             | 19        |  <b>Wharenui Swim Club</b>             | 0.71 | <b>3:29.62</b><br>Entry: 3:31.53 <b>-1.91</b>  |
|           | Luke Manderson  | 16 (0.71) | 11.40 24.46 38.17 51.82 51.82   |      |  |
|           | Joel Verran   | 19 (0.27) | 11.09 24.12 37.79 51.49 1:43.31   |      |  |
|           | Mun Jager   | 17 (0.39) | 11.75 25.55 39.56 53.48 2:36.79   |      |  |
|           | Soeren Wells  | 16 (0.28) | 11.67 25.20 39.07 52.83 3:29.62   |      |  |
| <b>12</b> |  <b>St Paul's Swimming Club A</b>      | 17        |  <b>St Paul's Swimming Club</b>      | 0.70 | <b>3:33.36</b><br>Entry: 3:45.55 <b>-12.19</b> |
|           | Neo Urlich  | 17 (0.70) | 11.55 24.40 37.64 51.09 51.09   |      |  |
|           | Alexander Copocean  | 16 (0.17) | 11.85 25.62 39.61 53.94 1:45.03   |      |  |
|           | Caign Boonen  | 17 (0.56) | 11.82 25.34 39.05 52.88 2:37.91   |      |  |
|           | Lachlan Collins   | 15 (0.28) | 12.05 26.16 40.88 55.45 3:33.36   |      |  |
| <b>13</b> |  <b>Hamilton Aquatics A</b>            | 18        |  <b>Hamilton Aquatics</b>            | 0.66 | <b>3:34.64</b><br>Entry: 3:35.24 <b>-0.60</b>  |
|           | Orlando Hardie  | 17 (0.66) | 11.37 24.04 37.28 50.34 50.34   |      |  |
|           | Ethan MacDonald   | 18 (0.39) | 11.24 24.08 37.37 50.53 1:40.87   |      |  |
|           | Isaac Wren  | 15 (0.29) | 12.44 26.57 41.30 55.80 2:36.67   |      |  |
|           | Ari Narayan   | 16 (0.30) | 13.18 27.98 43.21 57.97 3:34.64   |      |  |
| <b>14</b> |  <b>Wharenui Swim Club B</b>           | 18        |  <b>Wharenui Swim Club</b>           | 0.67 | <b>3:36.67</b><br>Entry: 3:41.29 <b>-4.62</b>  |

|           |   |           |   |       |       |       |         |         |      |                |                              |
|-----------|---|-----------|---|-------|-------|-------|---------|---------|------|----------------|------------------------------|
|           | Hylton Stracey  | 15        | (0.67)  | 12.29 | 25.82 | 39.95 | 54.14   | 54.14   |      |                |                              |
|           | Tyson Lynch   | 17        | (0.25)  | 11.90 | 25.59 | 40.05 | 54.44   | 1:48.58 |      |                |                              |
|           | Flynn Grace   | 17        | (0.25)  | 11.98 | 25.80 | 40.57 | 55.33   | 2:43.91 |      |                |                              |
|           | Harrison James  | 18        | (0.37)  | 11.43 | 24.81 | 38.72 | 52.76   | 3:36.67 |      |                |                              |
| <b>15</b> |  Tahiti A                | <b>19</b> |  Tahiti                |       |       |       |         |         | 0.63 | <b>3:37.45</b> | Entry: 3:40.00 <b>-2.55</b>  |
|           | Nael Roux (V)   | 19        | (0.63)  | 11.83 | 24.98 | 38.44 | 51.64   | 51.64   |      |                |                              |
|           | Sosthene Videau (V)   | 18        | (0.21)  | 11.31 | 25.01 | 39.08 | 52.83   | 1:44.47 |      |                |                              |
|           | Toahei Tihoni (V)   | 14        | (0.40)  | 12.15 | 25.73 | 40.72 | 56.20   | 2:40.67 |      |                |                              |
|           | Paolo Grolli (V)  | 13        | (-0.01)   | 11.66 | 25.89 | 41.18 | 56.78   | 3:37.45 |      |                |                              |
| <b>16</b> |  Pirates Swim Team A     | <b>18</b> |  Pirates Swim Team     |       |       |       |         |         | 0.23 | <b>3:38.90</b> | Entry: 3:39.19 <b>-0.29</b>  |
|           | Ionatana BakerSefo  | 18        | (0.23)  | 12.12 | 25.64 | 39.64 | 53.78   | 53.78   |      |                |                              |
|           | Declan Broadfoot  | 15        |   | 11.77 | 25.23 | 39.27 | 53.27   | 1:47.05 |      |                |                              |
|           | Ewan O'Connor-Close   | 16        | (0.09)  | 12.10 | 25.59 | 40.20 | 54.77   | 2:41.82 |      |                |                              |
|           | Alexander McElrea   | 14        | (-0.03)   | 12.75 | 26.95 | 42.08 | 57.08   | 3:38.90 |      |                |                              |
| <b>17</b> |  Aquagym Swimming Club A | <b>16</b> |  Aquagym Swimming Club |       |       |       |         |         | 0.72 | <b>3:42.11</b> | Entry: 3:42.78 <b>-0.67</b>  |
|           | Thomas Cave   | 15        | (0.72)  | 12.69 | 26.47 | 41.03 | 55.26   | 55.26   |      |                |                              |
|           | Luke Thompson   | 15        | (0.39)  | 12.36 | 26.34 | 40.89 | 55.43   | 1:50.69 |      |                |                              |
|           | William Callow  | 14        | (0.38)  | 12.46 | 26.49 | 41.19 | 55.31   | 2:46.00 |      |                |                              |
|           | Alex Gibson   | 16        | (0.49)  | 12.31 | 26.64 | 41.69 | 56.11   | 3:42.11 |      |                |                              |
| <b>18</b> |  Howick Pakuranga A      | <b>17</b> |  Howick Pakuranga      |       |       |       |         |         | 0.74 | <b>3:42.71</b> | Entry: 3:37.27 <b>+5.44</b>  |
|           | Veeran Reddy  | 17        | (0.74)  | 12.91 | 26.92 | 42.19 | 57.59   | 57.59   |      |                |                              |
|           | Samuel Asiata   | 17        | (0.58)  | 12.27 | 25.96 | 40.23 | 54.88   | 1:52.47 |      |                |                              |
|           | Rick Zhao   | 15        | (0.25)  | 12.11 | 25.84 | 40.59 | 55.43   | 2:47.90 |      |                |                              |
|           | Aidan Taylor  | 16        | (0.68)  | 12.62 | 26.40 | 40.78 | 54.81   | 3:42.71 |      |                |                              |
| <b>19</b> |  Triton Swim Club A    | <b>18</b> |  Triton Swim Club     |       |       |       |         |         | 0.73 | <b>3:51.61</b> | Entry: 3:55.85 <b>-4.24</b>  |
|           | Brian Ren   | 15        | (0.73)  | 13.01 | 27.35 | 42.89 | 58.35   | 58.35   |      |                |                              |
|           | Oliver Kim  | 14        | (0.31)  | 14.01 | 29.79 | 46.20 | 1:01.95 | 2:00.30 |      |                |                              |
|           | Taylor Potter   | 17        | (0.38)  | 12.54 | 27.11 | 42.25 | 57.09   | 2:57.39 |      |                |                              |
|           | Hamish Inwood   | 18        | (0.33)  | 11.93 | 25.76 | 40.27 | 54.22   | 3:51.61 |      |                |                              |
| <b>20</b> |  Tawa Swimming Club A  | <b>19</b> |  Tawa Swimming Club  |       |       |       |         |         | 0.69 | <b>3:53.02</b> | Entry: 4:05.11 <b>-12.09</b> |
|           | Josh Schlagowski  | 15        | (0.69)  | 13.10 | 27.85 | 43.06 | 58.38   | 58.38   |      |                |                              |
|           | Rhyan Yan   | 15        | (0.18)  | 12.79 | 26.97 | 42.13 | 57.59   | 1:55.97 |      |                |                              |
|           | Justin Zhang  | 15        | (0.20)  | 12.91 | 27.72 | 43.13 | 58.45   | 2:54.42 |      |                |                              |
|           | Eli Adams   | 19        | (-0.00)   | 12.76 | 27.38 | 42.85 | 58.60   | 3:53.02 |      |                |                              |